

# Thank you for purchasing **FridgeMate**...the world's best home organizer!

## **This package includes:**

- 1 magnetized (or wall mountable) pocket frame
- 5 white, clear plastic display pockets
- 1 flexible, magnetized write-on/wipe-off marker board
- 1 accessory pack containing:
  - 1 magnetized marker holder/eraser
  - 1 dry erase marker
  - 2 fingertip magnets
  - mounting hardware

## **Getting started**

Decide what papers (up to 8½" x 11") you want to display in the clear pockets.

Hold one of the Clear Pockets with the "tuck-in" tab at the top and facing toward you. Slide protective sheet toward you to open display pocket. Pages can be inserted back to back, for a double-sided display. Re-tuck the sheet into corner tab and this Pocket is ready.

Repeat this procedure for all five pockets.

Install the Pockets into the Magnetized Pocket Frame by inserting the bottom pivot posts of the Pockets into the holes at the bottom of the frame, flexing the spine of the Pockets slightly, and inserting the top pivot posts into the corresponding holes at the top.

## **Your FridgeMate is now ready to use!!!**

Place FridgeMate on your refrigerator or any metal surface. The powerful magnets will insure a strong placement. FridgeMate can also be mounted to any wooden surface or wall using the mounting hardware (included).

Use the accompanying flexible marker board and magnets on the refrigerator, filing cabinet, or any metal surface.

## **Contacting Customer Service**

If you should receive your FridgeMate with any pieces missing or broken, please call our customer service number at (732) 625-8000 and we'll be glad to help.

## **Ideas for using FridgeMate:**

### **ON THE REFRIGERATOR**

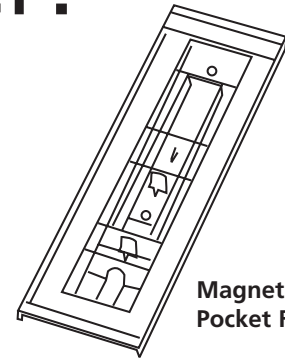
- Organize the entire family's activity schedule
- Keep track of kid's sport schedules
- Display school lunch menus
- Jot down your grocery list
- Leave messages for other family members

### **IN THE WORKSHOP/GARAGE**

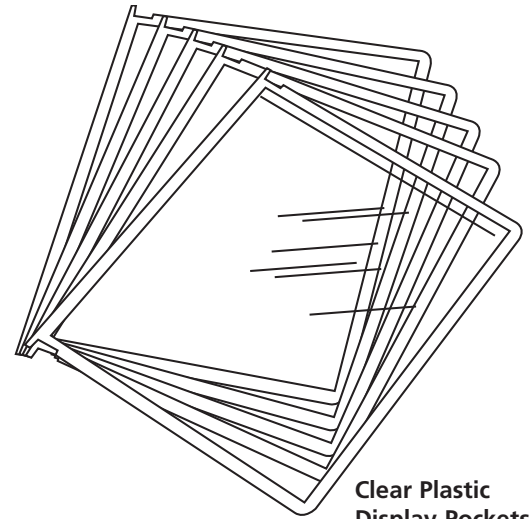
- Warranty information
- Parts lists
- Operating instructions
- How-to guides
- Maintenance schedules
- Tech support information

### **IN THE HOME OFFICE**

- Phone numbers
- Bank information
- Contacts
- Serial numbers
- Keep frequently accessed materials at arms reach




**Magnetized  
Pocket Frame**



**Clear Plastic  
Display Pockets**



**Marker, Eraser,  
Magnets & Screws**



**Flexible Magnetized  
Marker Board**